

TECHNICAL INFORMATION

V6 Finish GLOSSY



Polyurethane floor care product. To protect finished floors permanently. Protects the finished floors by forming a protective layer against fine scratches and wear marks. Prevents preterm wearout and actively prolongs the durability of the surface.

- Particularly wear-resistant, pure PU permanent care product
- Provides long-term protection against wear
- Brings new shine to heavily used and worn floors
- Can be used universally on various varnished floors
- Extremely high scuff-mark resistance




Range of use:

Suitable care product for semi-matt and glossy-finished parquet, hardwood floors, cork floor coverings, linoleum, PVC coverings and unglazed stone and other waterproof surfaces.

Technical Data

Art.-no.

10189

		
1 l	12	480
5 l	4	128

pH

8.7

Contents

water, polymers, water-soluble solvents, nonionic surfactants, preservatives

Storage and transportation

24 months of storage stability. No hazardous material according to ADR. Store and transport between +5 to +25°C. Protect from frost.

GISCODE

GE10

Application

- Remove loose dirt and dust in advance with a vacuum, broom or mop, then damp-wipe the surface with LOBACARE® CleanFix or Cleaner. Stubborn dirt or care product residue must be removed in advance by stripping the surface with LOBACARE® CareRemover. Please note the relevant product's technical information when doing this.
- Observe the general and, if available, the product-specific health and safety instructions. More specific information relating to GISCODE can be found in the usage instructions, which are available at www.wingis-online.de.

Thinner

The product is supplied ready for use and must not be diluted!

11/12/2019



Application

Application tool/application rate

LOBATOOL Wischwiesel, on large areas with a suitable flat wiper mop / $30-40 \text{ ml(g)}/\text{m}^2 = 25-35 \text{ m}^2/\text{l(kg)} = 3-4 \text{ l}/100 \text{ m}^2$

Drying time

- Can be walked on after 1-2 hours.
- Full traffic capability and coverage after 12 hours.

Application:

Material is pre-applied to the flooring in sections and then applied in an even layer. Lay the applicator as flat as possible on the floor and do not lift. Do not use pressure. Start at one side of the room and then work from wall to wall towards the opposite side of the room with the exit door. A room should always be completely treated in one go. Never rework the floor while it is drying since this can lead to streak formation.

Stripping:

V6 Finish cannot be permanently removed from finished parquet, wood or cork flooring and linoleum by stripping. Bonding defects may occur on newly laid factory finished elements. In this case, preliminary tests are essential. Prior stripping with LOBACARE® CareRemover in many cases results in adequate adhesion.

General guidelines

Cleaning of tools: Clean tools and equipment immediately with water.

Drying time: The indicated drying times are valid for +20°C and 50% relative humidity, and assume careful, draught-free ventilation of the working area. Lower temperatures, higher relative humidity or poorer ventilation lead to longer drying times. Do not apply any protective coverings, wet clean the surface or lay carpet until the coating has achieved its final hardening. Product-specific data can be found in the relevant technical information.

The information in this document and all other advice and recommendations that we provide to help and assist the applicator are based on previous experience and relate to Spezial conditions. Because of the wide range of possible uses and conditions of application of our products, we do not relieve users from the need to carry out their own trials or to seek technical advice by speaking to the LOBA application engineering department. Observe the floor covering manufacturer's recommendations and the provisions of the current standards. Our liabilities and responsibilities are exclusively in accordance with our Terms and Conditions and are not extended by this information or by our advice. The publishing of a new technical data sheet automatically invalidates the earlier version.

The words or symbols denoted by ® stand for trademark rights that are at least registered and protected in the territory of Germany.

